



Meaningful Innovation.

WEEE Number: 80133970

INSTRUCTION MANUAL

SOLAR LED CCT TABLE LAMP

TECHNICAL DATA

MODEL	VT-7993
SKU	23383, 23384
SOLAR PANEL	DC: 5V, 4W Polycrystalline
LUMENS	120 Lm
LED CHIP POWER	1W
BEAM ANGLE	180°
CRI	≥80
COLOR TEMPERATURE	6000K + 3000K
LIFE SPAN	20,000 Hours
ON/OFF CYCLE	15,000 Times
MATERIAL	Metal
DIMENSION	420x305mm



**IP44
RATING**


**SOLAR
CHARGING**

**02
YEAR
WARRANTY***

BATTERY	CHARGING TIME	WORKING TIME
DC: 3.7V, 4000mAh 18650, Li-Ion	8-10 Hours	12 Hours

INTRODUCTION & WARRANTY

Thank you for selecting and buying V-TAC product. V-TAC will serve you the best. Please read these instructions carefully before starting the installation and keep this manual handy for future reference. If you have any other query, please contact our dealer or local vendor from whom you have purchased the product. They are trained and ready to serve you at the best. The warranty is valid for 2 years from the date of purchase. The warranty does not apply to damage caused by incorrect installation or abnormal wear and tear. The company gives no warranty against damage to any surface due to incorrect removal and installation of the product. The products are suitable for 10-12 Hours Daily operation. Usage of product for 24 Hours a day would void the warranty. This product is warranted for manufacturing defects only.



MULTI-LANGUAGE MANUAL QR CODE

Please scan the QR code to access the manual in multiple languages.



FR
Cet appareil, ses accessoires, cordons et batteries se recyclent

À DÉPOSER
EN MAGASIN



À DÉPOSER
EN DÉCHÈTERIE



Points de collecte sur www.quefairedemesdechets.fr
Privilégiez la réparation ou le don de votre appareil !

In case of any query/issue with the product, please reach out to us at: support@v-tac.eu
For More products range, inquiry please contact our distributor or nearest dealers.
V-TAC EUROPE LTD. Bulgaria, Plovdiv 4000, bul.L.Karavelow 9B

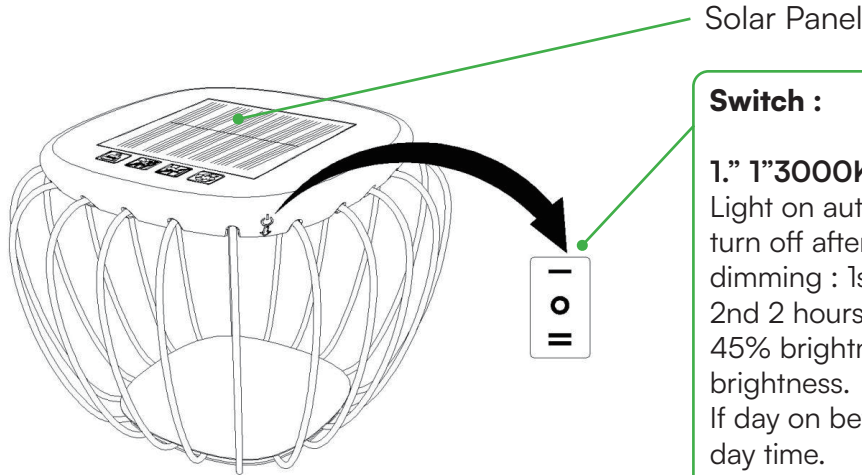
WARNING

1. Please make sure to turn off the power before starting the installation.
2. Please charge before use.
3. Max load 20Kgs



This marking indicates that this product should not be disposed of with other household wastes.

PRODUCT STRUCTURE



Switch :

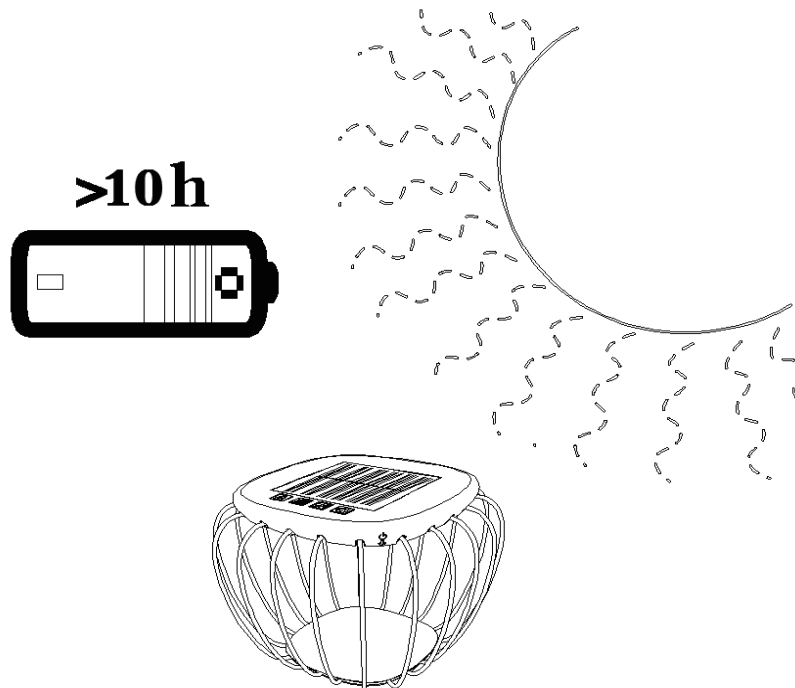
1." I"3000K, "II"6000K CCT

Light on automatically at night time , will turn off after 12 hours lighting , progressive dimming : 1st 2 hours 100% brightness , 2nd 2 hours 75% brightness , 3rd 2 hours 45% brightness , subsequent 6 hours 20% brightness.
If day on before 12 hours , will turn off at day time.

2."O"OFF

CHARGING

Auto Solar Charge



RoHS



UK
CA



PACKAGE CONTENTS



OPERATION CAUTIONS

1. Don't connect with dimming sensing device
2. Don't use the lamp in a humid or flammable environment.
3. Don't pull the power plug when your hands are wet to prevent electric shock
4. Don't cover the lamp with objects to prevent the lamp from being damaged or causing danger.

SOLAR PANEL MAINTENANCE & WARNING

- Do not use solvents, petrol, etc. Otherwise the light will be damaged.
- Clean the light with a dry, lint-free cloth.
- Check the solar panel for dirt regularly. If dirt or is present remove it to guarantee flawless function of the product.
- Especially during the winter, keep the product free from snow and ice.
- Keep away from the fire.
- Don't immerse in the water.

IMPORTANT NOTES

- This product contains battery type "Secondary" (rechargeable).
- Electrical and electronic equipment that has become waste is known as old equipment/device. Old devices must not be disposed of with other household waste.
- Owners of old devices at the end of its service life must return the device by taking them to the collection points set up by public waste disposal authorities or distributors. This return does not entail any costs for you.
- Owners of old devices have an obligation to remove accessible batteries / rechargeable batteries as well as non-destructively removable lamps from the old device prior to return. This does not apply if old devices are being prepared for reuse with the participation of a public law firm.
- Battery removal warning: The battery contained in this product must be removed only by professional personnel only. The battery must never be removed by the end user, if not removed correctly it could damage the battery which could cause fire.
- Batteries removed from an old electronic device should be disposed of separately. This return of battery does not entail any costs for you and the user is obliged to return the battery.
- Please make sure that this product is not powered on when removing the battery. Fire hazard! Avoid short-circuiting the contacts of a detached battery. Do not incinerate the battery. Please handle the battery with Caution!
- If electrical appliances or batteries are disposed of in landfills or dumps, hazardous substances can leak into the groundwater and get into the food chain, damaging your health and well-being.



- The symbol of "Crossed rubbish bins" indicates that this product should not be disposed of with other household wastes and must be collected separately from unsorted municipal waste at the end of its service life.
 - Please use the link below to view the online directory of the collection and return points:<https://www.ear-system.de/ear-verzeichnis/sammel-und-ruecknahmestellen>
-