



Meaningful Innovation.

INSTRUCTION MANUAL

RECHARGEABLE TABLE LAMP

TECHNICAL DATA

MODEL	VT-1050
SKU	7946
WATTS	3W
LUMENS	200 Lm
BEAM ANGLE	120°
INPUT POWER	5V, 1A
ADAPTER OUTPUT [Not included]	
IP RATING	IP20
BATTERY	Lithium DC, 5V Battery
BATTERY CAPACITY	1800 mAh
CHARGING TIME	2-3H
WORKING TIME	6-8H
TOUCH DIMMING LEVEL	
MATERIAL	Metal
UNIT COLOUR	Panited gold+black
CABLE LENGTH	1 Meter [Type C]
DIMENSION	180x240mm




02 YEAR
WARRANTY*

INTRODUCTION & WARRANTY

Thank you for selecting and buying V-TAC product. V-TAC will serve you the best. Please read these instructions carefully before starting the installation and keep this manual handy for future reference. If you have any other query, please contact our dealer or local vendor from whom you have purchased the product. They are trained and ready to serve you at the best. The warranty is valid for 2 years from the date of purchase. The warranty does not apply to damage caused by incorrect installation or abnormal wear and tear. The company gives no warranty against damage to any surface due to incorrect removal and installation of the product. The products are suitable for 10-12 Hours Daily operation. Usage of product for 24 Hours a day would void the warranty. This product is warranted for manufacturing defects only.!

WARNING

1. Please make sure to turn off the power before starting the installation
2. The light source of this luminaire is not replaceable; when the light source reaches its end of life the whole luminaire shall be replaced.



MULTI-LANGUAGE MANUAL QR CODE

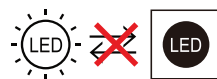
Please scan the QR code to access the manual in multiple languages.



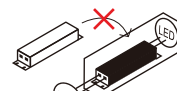
This marking indicates that this product should not be disposed of with other household wastes.



Caution, risk of electric shock.



Non-replaceable light source



Non-replaceable control gear

PRECAUTIONS

1. Indoor use only.
2. Charge ONLY under 5V 1A.
3. Charge under dry environment, and keep the light away from dust and water.
4. Not allowed to put the light in the flammables and wet environment.
5. Clean the light by soft fabric only, NO alcohol or other detergent.

OPERATION CAUTIONS:

1. Please do not put the lamp on the high-temperature surfaces, and do not use it in flammable or humid environment, to avoid the breakdown, short circuit etc.
2. The adapter must be under the specialized range.
3. Please ensure to place the lamp on a steady base only.

OPERATION GUIDE

1. Connect the charging base into adapter [not included]
2. Connect the adapter [not included] into power source
3. Tap on the button at the bottom of lamp to switch on/off the lamp
4. **For Dimming function** - Make sure the light is ON, tap on the touch button and hold for the light to increase/decrease the brightness.

MAINTENANCE

1. Please clean the lamp once in every two months to keep it smooth and bright.
2. Use cleaning cloth and water to clean the dust
3. For filthy marks, please use cleaning cloth and soapsuds.
4. Please do not clean the lamp by high-volatility and high-corrosive liquid which can lead to discoloring or damaging the lamp.

PACKAGE CONTENT

